

Construction Material Tracking for Gaza

June 2015

This document presents an analysis on the import of use of 'dual use items' including cement, aggregate and reinforcement bars, also called ABC materials.

The information has been retrieved from UNSCO mailing list reporting on the crossing information, Truckloads through Kerem Shalom, and through the website produced by UNOPS providing real time information on the numbers of projects approved, and number of homeowners who have been cleared to purchase ABC materials. More information on <http://grm.report/>

Shelter Cluster Contact Details

Caroline Dewast: coord1.palestine@sheltercluster.org

Key Facts



Total ABC Materials (tons)
entered Gaza since Oct 2014

GRM	Humanitarian Projects ¹	Qatari Projects ²
238,911	244,357	476,929

Based on needs in the housing sector and on the quantity of ABC materials coordinated through the GRM only.³

	Caseload from 2014 conflict	Caseload from 2014 & from previous conflicts	Caseload from all past conflicts & natural growth
Total ABC Material (tons) required	6,700,000	8,000,000	27,000,000
% of ABC materials that has entered	3.6%	3%	0.9%
# Year required to rebuild Gaza based on current rate	19 years	22 years	76 years

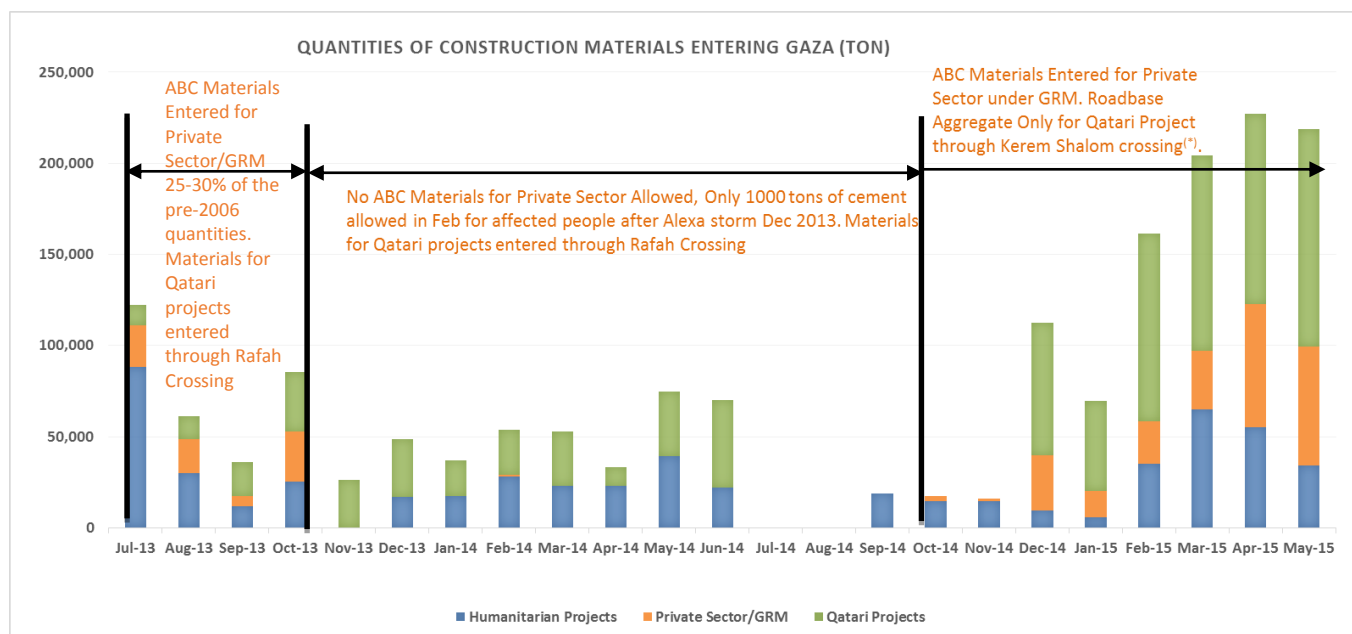
¹ Humanitarian Projects represent projects implemented by international organisations who are coordinating the import of materials directly with COGAT. This mechanism was used before the 2014 war and some organisations are still using this system.

² Qatari Projects here represents materials entering for road infrastructure funded by Qatar. The materials imported are "base course aggregates and bitumen" and do not include building materials. These are using the same crossings than the Humanitarian projects and GRM.

³ Most of the materials entering for through the Humanitarian project are for public buildings not housing.

Quantities of ABC materials in (Ton) per sector - July 2013- May 2015

The graph below shows the quantity of construction materials entering Gaza since July 2013 until May 2015, disaggregated by use for the private sector, humanitarian projects and Qatari.



(*) in March 160 tons of cement were entered for the first time for Qatari infrastructure projects.

Cumulative quantity of Construction and ABC materials (Ton) since October 2014

Materials	GRM	Humanitarian Projects	Qatari	Total
Aggregate	106,637	204,792	0	311,429
Cement	123,055	34,840	4040	161,935
Steel Bars	8,341	4,725	0	13,066
Lime Cement	878	0	0	878
Base course			472,889	472,889
Grand Total	238,911	244,357	476,929	960,197

Total quantities and % of construction material entering Gaza since Jan 2015

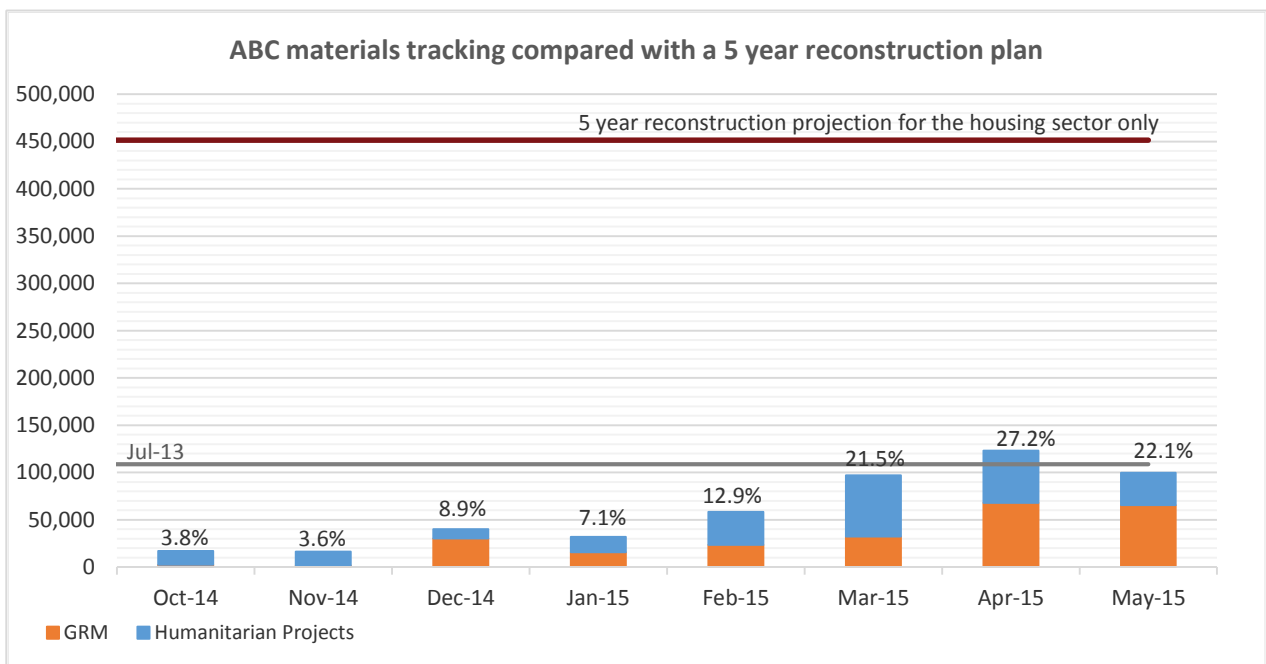
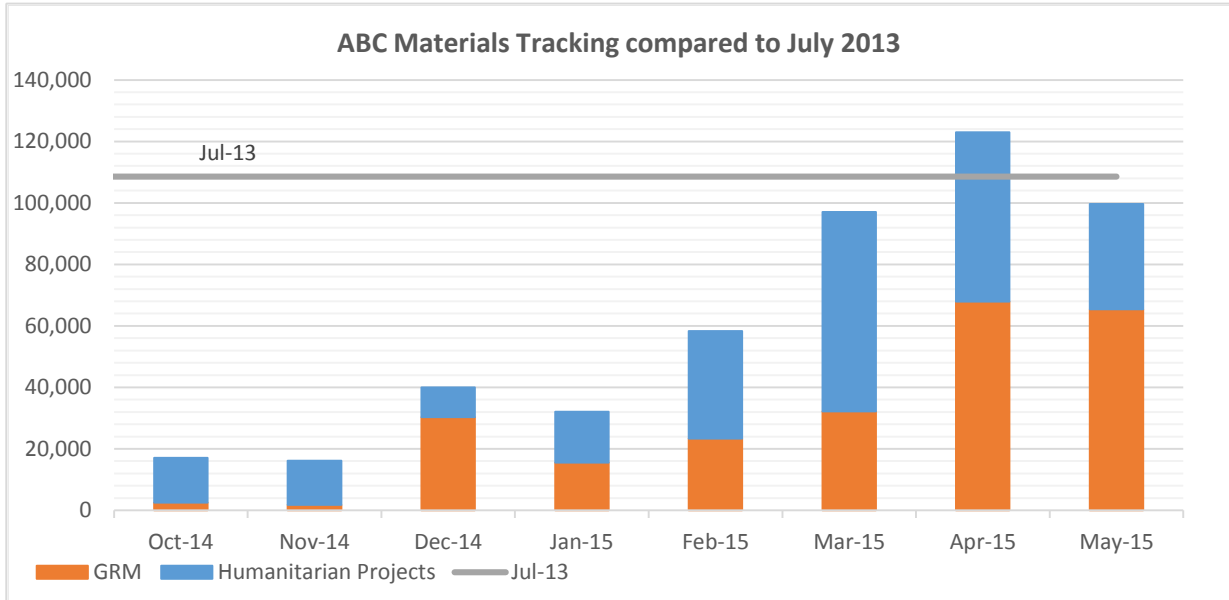
Month	GRM		Humanitarian Projects		Qatari		Total (Tons)
January	15,535	14.4%	16,499	15.3%	75,837	70.3%	107,871
February	23,318	14.5%	35,010	21.7%	102,920	63.8%	161,248
March	32,208	15.8%	64,815	31.7%	107,240	52.5%	204,263
April	67,900	29.9%	55,080	24.2%	104,280	45.9%	227,260
May	65,380	29.9%	34,250	15.6%	119,320	54.5%	218,950

Total numbers and % of trucks entering Gaza since Jan 2015

Month	GRM		Humanitarian Projects		Qatari		Total (Trucks)
January	317	19%	262	16%	1,085	65%	1,664
February	536	21%	551	22%	1,468	57%	2,555
March	692	21%	1040	32%	1,534	47%	3,266
April	1,348	36%	886	24%	1,513	40%	3,747
May	1,250	35%	576	16%	1,726	49%	3,552

ABC materials entering Gaza since the start of the GRM

The 2 graphs below shows the quantity of ABC materials entering Gaza in comparison to July 2013 and to the 5 year project line for the reconstruction of Gaza. The July 2013 line represents the average monthly quantities of ABC material entering Gaza during the ease of the blockade period in 2013. This period allowed for 25-30% of the ABC construction materials which used to enter Gaza before 2007.



Note that the Humanitarian Projects materials represented in the 2 graphs above mainly includes construction materials which are used for public buildings and not for housing. As for the materials entering monitored through the GRM, a portion represents materials for used in the housing sector and the rest for public buildings.

The 5 year projection line represent the required ABC materials for the housing repair and reconstruction of Gaza on a 5 year plan and includes the caseload from the 2014 war, as well as previous wars and an estimated number of additional housing units⁴ required for the natural growth of Gaza.

⁴ The estimate number represents 75,000 housing unit and is based on a study from 2012 looking at overcrowding in Gaza.