

### KEY FACTS

At the end of May, the Shelter Cluster response was **12%** funded. **4/15** partners and **6/24** projects included in the HRP have received partial funding.

#### West Bank/East Jerusalem

##### Demolition response

Demolished structures: (Jan-May 2016)	<b>632</b>	of which <b>268</b> are residential, <b>199</b> inhabited displacing <b>947</b> individuals, including <b>455</b> children
Donor-funded structures:	<b>180</b>	of which <b>120</b> are residential

194 families have received a shelter response in 2016, 45 responses are ongoing – this is already **6%** more than in all of 2015.

##### For the period from Jan to end of May 2016:

Demolition or confiscations of all structures have affected **2,589** people so far in 2016.

Nearly **half** of all communities in Area C (**91 of 192**) communities have been impacted.

In **12** communities **most or all** of the structures in the community were destroyed.

**28%** of structures demolished in 2016 were previously affected by demolition.

As of **April 4th** the number of residential structures demolished in 2016 surpassed that of 2015. The residential demolition monthly average in 2016 is **54** compared to **17** in 2015.

The **180** donor-funded structures demolished in 2016 is **167%** of those in 2015.

There is an urgent need to take action to increase community resilience and address vulnerabilities that contribute to the **likelihood of displacement**.

#### Gaza

##### Repairs and reconstruction

	# units	Completed	In progress	Funded	Gap
Totally destroyed:	<b>11,000</b>	<b>1,087</b>	<b>1,840</b>	2,607	<b>5,466</b>
Severe damage:	<b>6,800</b>	<b>3,258</b>	<b>2,950</b>	592	<b>0</b>
Major damage:	<b>5,700</b>	<b>120</b>	<b>2,232</b>	231	<b>3,117</b>
Minor damage:	<b>147,500</b>	<b>75,338</b>	<b>15,993</b>	1,279	<b>54,890</b>
<b>Total:</b>	<b>171,000</b>	<b>79,803</b>	<b>23,013</b>	<b>4,707</b>	<b>63,475</b>

\*Agreed on 10/12/15 between MoPWH, UNRWA, UNDP and NORG.

**280** destroyed or severely damaged units were completed from April-May.

**24%** of destroyed and severely damaged homes are complete with **27%** under construction and funding confirmed for repair or reconstruction in 2016 for a further **18%**.

There is still a **funding gap** for over **5,400** destroyed homes and **58,000** damaged homes.

### CLUSTER TEAM

**National Shelter Cluster Coordinator**  
Fiona Kelling (NRC)  
[coord1.palestine@sheltercluster.org](mailto:coord1.palestine@sheltercluster.org)  
+972-54-902-3744 / +972-59-594-1294

**Shelter Cluster Coordinator, West Bank**  
Fadi Shamisti (NRC)  
[coord2.palestine@sheltercluster.org](mailto:coord2.palestine@sheltercluster.org)  
+972-54-666-3902 / +972-59-794-9020

**Shelter Cluster Coordinator, Gaza**  
Iyad Abu Hamam (NRC)  
[coord.gaza@sheltercluster.org](mailto:coord.gaza@sheltercluster.org)  
+972-59-707-7233

**Information Management Senior Officer, Gaza**  
Mohammed Elakloun (NRC)  
[im1.palestine@sheltercluster.org](mailto:im1.palestine@sheltercluster.org)  
+972-59-591-1995

### KEY DOCUMENTS

- [Shelter/NFI Cluster Factsheet April 2016](#)
- [HRP 2016 occupied Palestinian Territory](#)
- [Q1 HRP dashboard](#)
- [Maps/Dashboard](#)

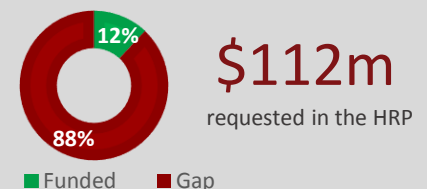
### KEY LINKS

- [Shelter Cluster Palestine](#)
- [Global Shelter Cluster](#)

### KEY FIGURES

**15** Cluster partners      **0.2m/1m** Targeted/people in need

### FUNDING



## IDP response

Over **13,000** families (about 70,000 individuals) remain displaced as a result of the 2014 conflict. **1,081** non-refugee families received cash for rent from Jan-Jun 2016 and **7,378** refugee families received cash for rent from Jan-March 2016.

There is still an **urgent gap in assistance** for over **8,300** IDP families who have not received any support after end of March 2016 due to lack of funding. **240** caravans have been returned to the MoPWH; about **300** families are still living in caravans.

## GRM update

As of 23 May 2016, cement for the private sector has been allowed to re-enter Gaza after a 45-day ban.

Since September 2014, **1.29m** tonnes of construction materials have entered Gaza through the GRM. A small amount of material continues to be purchased through the Shelter Stream for ongoing repairs. Of the **130,695** beneficiaries in the Shelter Stream, **77% (101,133)** have accessed full or partial amounts of their allocated materials, **26,056** approved beneficiaries have yet to purchase materials and **3,506** applications require review.

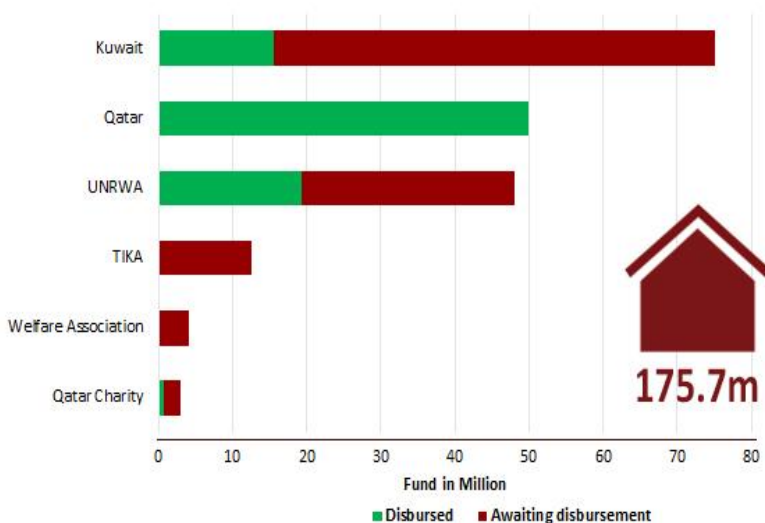
Of **13,822** beneficiaries in the Residential Stream, **5,047 (29%)** are for reconstruction. **2,776** beneficiaries have accessed full or partial quantities of their materials, while **2,050** households are approved but yet to purchase materials.

Further information is available at [grm.report/#](http://grm.report/#)

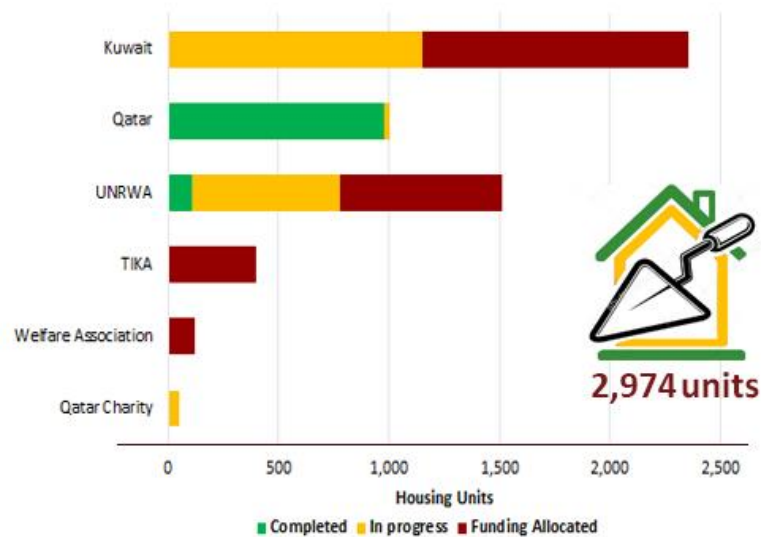
**4,900** tonnes of cement also entered Gaza in May 2016 for International projects through Rafah Crossing.

## Focus: Reconstruction Funding Status

### Funds allocated for Reconstruction



### Completed and In progress units for Reconstruction



### Cement and rebar entered vs. required quantity (tonnes)

