



KEY FACTS

At the end of July, the Shelter Cluster response was **22% funded**. **7/15** partners and **11/24** projects included in the HRP have received partial funding.

West Bank/East Jerusalem

Demolition response

Demolished structures: (Jan-July 2016)	704	of which 310 are residential, 226 inhabited displacing 1,088 individuals, including 519 children
Donor-funded structures:	188	of which 129 are residential

269 households have received a shelter response in 2016, **71** responses are ongoing while **27** cases are pending legal advice or additional beneficiary coordination.

For the period from Jan to end of July 2016:

Demolition or confiscations of all structures have affected **2,945** people so far in 2016.

98 communities in Area C and EJ have been impacted. In **13** communities **most or all** of the structures in the community were destroyed.

28% of structures demolished in 2016 were **previously affected** by demolition.

The residential demolition monthly average in 2016 is **44** compared to **17** in 2015.

Although there was a decrease in the rate of demolitions during June-July, since the end of Ramadan on July 6th, **54** structures have been demolished, **52** in East Jerusalem.

The **188** donor-funded structures demolished in 2016 is **174%** of those in 2015.

96% of beneficiaries of shelter assistance remain in their locale 45-90 days after the assistance is provided. There is an urgent need to increase the consolidation of inadequate structures in order to reduce the **likelihood of displacement**.

Gaza

Repairs and reconstruction

	# units	Completed	In progress	Funded	Gap
Totally destroyed:	11,000	1,181	3,088	1,927	4,804
Severe damage:	6,800	4,318	1,962	520	0
Major damage:	5,700	307	2,255	500	2,638
Minor damage:	147,500	75,505	15,492	0	56,503
Total:	171,000	81,311	22,797	2,947	63,945

*Agreed on 10/12/15 between MoPWH, UNRWA, UNDP and NORG.

There is still a **funding gap** for over **4,800** destroyed homes and **59,000** damaged homes. In addition, there are still **2,000** totally destroyed units outstanding from pre-2014.

CLUSTER TEAM

National Shelter Cluster Coordinator
Fiona Kelling (NRC)
coord1.palestine@sheltercluster.org
+972-54-902-3744 / +972-59-594-1294

Shelter Cluster Coordinator, West Bank
Fadi Shamisti (NRC)
coord2.palestine@sheltercluster.org
+972-54-666-3902 / +972-59-794-9020

Shelter Cluster Coordinator, Gaza
Iyad Abu Hamam (NRC)
coord.gaza@sheltercluster.org
+972-59-707-7233

Information Management Senior Officer, Gaza
Mohammed Elakloun (NRC)
im1.palestine@sheltercluster.org
+972-59-591-1995

KEY DOCUMENTS

- [Shelter/NFI Cluster Factsheet April 2016](#)
- [HRP 2016 occupied Palestinian Territory](#)
- [Q1 HRP dashboard](#)
- [Maps/Dashboard](#)

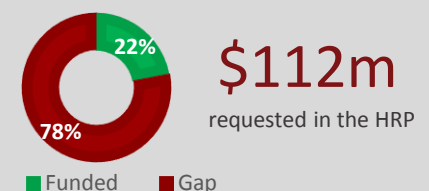
KEY LINKS

- [Shelter Cluster Palestine](#)
- [Global Shelter Cluster](#)

KEY FIGURES

15 Cluster partners **0.2m/1m** Targeted/people in need

FUNDING



IDP response

Over **11,850 families** (about 65,000 individuals) remain displaced as a result of the 2014 conflict. **504** non-refugee families received cash for rent from Jan-June 2016 and **577** from Jan-Dec 2016. **8,508** refugee families received cash for rent from Jan-Mar 2016 and **7,343** from Jan-June 2016. There is still an **urgent gap in assistance** for approx. **7,500** IDP families who have not received any support after end of June 2016 due to lack of funding and who require assistance for the remainder of the year.

GRM update

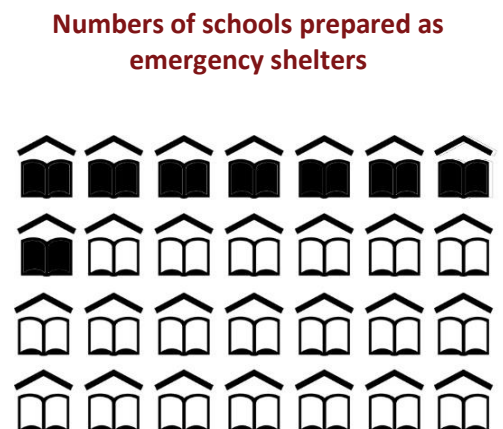
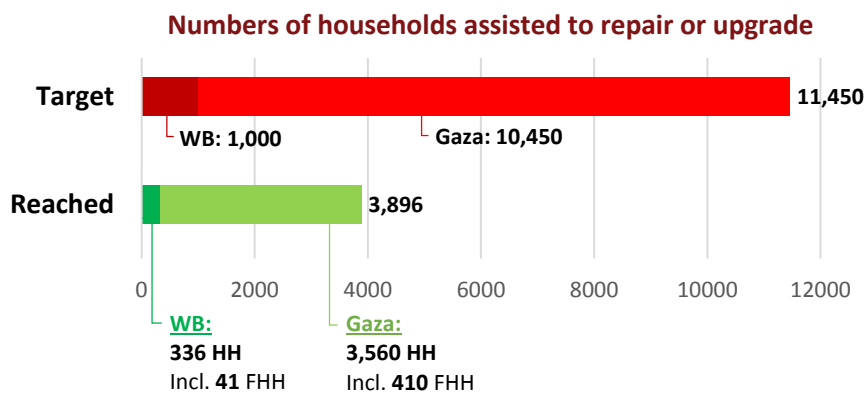
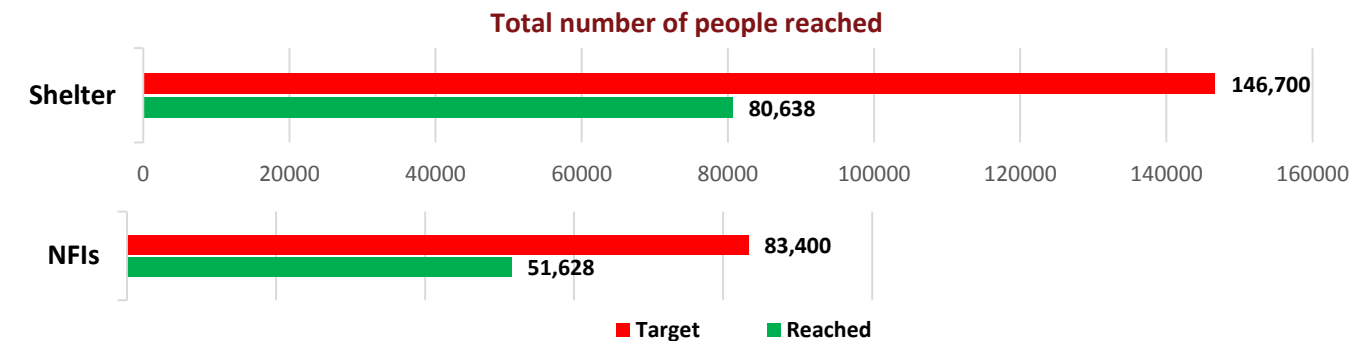
Since September 2014, **1.43m** tonnes of construction materials have entered Gaza through the GRM, about **59%** of the total needed for the 2014 reconstruction caseload. A small amount of material continues to be purchased through the Shelter Stream for ongoing repairs. Of the **130,695** beneficiaries in the Shelter Stream, **77%** (**101,566**) have accessed full or partial amounts of their allocated materials, **25,623** approved beneficiaries have yet to purchase materials and **3,506** applications require review.

Of **13,834** beneficiaries in the Residential Stream, **5,047** (**29%**) are for reconstruction. **3,899** beneficiaries have accessed full or partial quantities of their materials, while **991** households are approved but yet to purchase materials.

Further information is available at grm.report/# including additional real-time information on dual-use items.

6,265 tonnes of cement also entered Gaza in July 2016 for the private sector through Rafah Crossing.

Progress towards HRP 2016 Indicators



Schools with available funding for 2016

