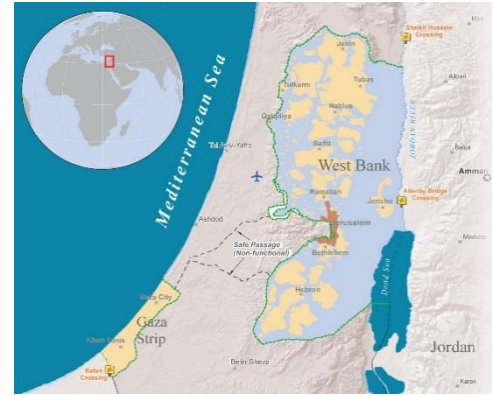




Photo credit: NRC



KEY FACTS

At the end of August, the Shelter Cluster response was **24%** funded. **9/15** partners and **12/24** projects included in the HRP have received partial funding.

West Bank/East Jerusalem

Demolition response

| | | |
|--|------------|--|
| Demolished structures: (Jan-August 2016) | 824 | of which 361 are residential, 260 inhabited displacing 1,275 individuals, including 598 children |
| Donor-funded structures: | 222 | of which 146 are residential |

332* households have received a shelter response in 2016, 53 responses are ongoing.

For the period from Jan to end of August 2016:

Demolition or confiscations of all structures have affected **5,403** people so far in 2016.

109 communities in Area C and EJ have been impacted. In **17** incidents **most or all** of the structures in the community were destroyed.

About **13,000 people** in **89 communities** in EJ periphery, South Hebron Hills and Northern Jordan Valley are at increased threat of demolition and forcible transfer.

96% of beneficiaries of shelter assistance remain in their locale 45-90 days after assistance is provided and over **70%** report high satisfaction with the assistance provided.

Upgrading and consolidation

In 2016, partners have assisted **336** households in Area C and EJ. In **83 communities** the majority of shelters are in poor conditions and **require rehabilitation**. There is an urgent need to increase the consolidation of inadequate structures **to reduce risk of displacement**.

Gaza

IDP response

Over **11,700 families** (about 60,000 individuals) remain displaced after the 2014 conflict.

There is an **urgent gap in assistance** for approx. **7,400** IDP families requiring cash support.

Repairs and reconstruction

| | # units | Completed | In progress | Funded | Gap |
|--------------------|----------------|---------------|---------------|--------------|---------------|
| Totally destroyed: | 11,000 | 1,217 | 3,245 | 2,494 | 4,044 |
| Severe damage: | 6,800 | 4,424 | 1,820 | 120 | 436 |
| Major damage: | 5,700 | 600 | 1,472 | 500 | 3,128 |
| Minor damage: | 147,500 | 77,446 | 13,552 | 0 | 56,502 |
| Total: | 171,000 | 83,687 | 20,089 | 3,114 | 64,110 |

There is still a **funding gap** for over **4,000** destroyed homes and **60,000** damaged homes.

CLUSTER TEAM

National Shelter Cluster Coordinator

Fiona Kelling (NRC)

coord1.palestine@sheltercluster.org

+972-54-902-3744 / +972-59-594-1294

Shelter Cluster Coordinator, West Bank

Fadi Shamisti (NRC)

coord2.palestine@sheltercluster.org

+972-54-666-3902 / +972-59-794-9020

Shelter Cluster Coordinator, Gaza

Iyad Abu Hamam (NRC)

coord.gaza@sheltercluster.org

+972-59-707-7233

Information Management Senior Officer, Gaza

Mohammed Elakloun (NRC)

im1.palestine@sheltercluster.org

+972-59-591-1995

KEY DOCUMENTS

- [Shelter/NFI Cluster Factsheet August 2016](#)
- [HRP 2016 occupied Palestinian Territory](#)
- [Q2 HRP dashboard](#)
- [Maps/Dashboard](#)

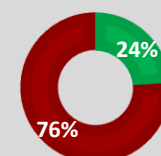
KEY LINKS

- [Shelter Cluster Palestine](#)
- [Global Shelter Cluster](#)

KEY FIGURES

15 Cluster partners **0.2m/1m** Targeted/people in need

FUNDING



■ Funded ■ Gap

\$112m

requested in the HRP

GRM update

Since September 2014, **1.5m** tonnes of construction materials have entered Gaza through the GRM.

This includes about **61%** of the total BC materials needed for the 2014 housing reconstruction caseload. A small amount of material continues to be purchased through the Shelter Stream for ongoing repairs. Of the **130,669** beneficiaries in the Shelter Stream, **77%** (**101,805**) have accessed full or partial amounts of their allocated materials, **25,358** approved beneficiaries have yet to purchase materials and **3,506** applications require review.

Of **15,119** beneficiaries in the Residential Stream, **5,727 (37%)** are for reconstruction. **4,201** beneficiaries have accessed full or partial quantities of their materials, while **565** households are approved but yet to purchase materials.

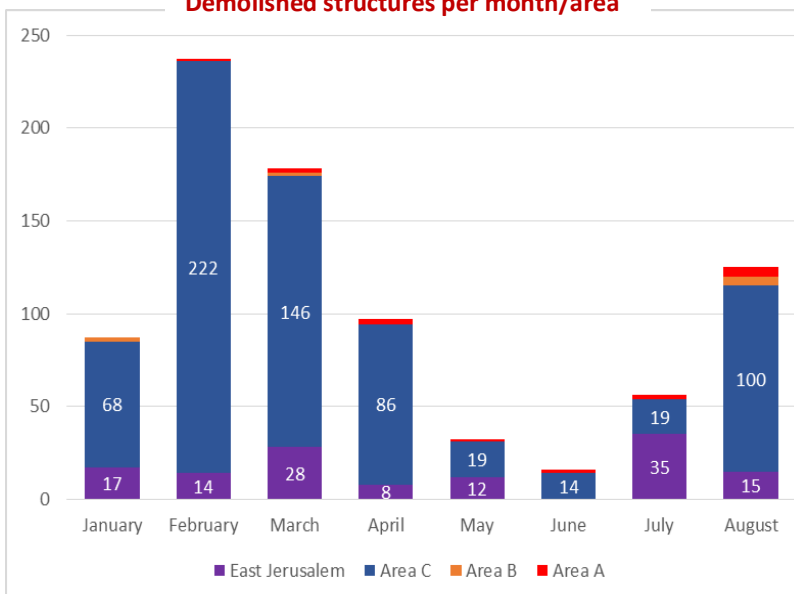
Further information is available at grm.report/# including additional real-time information on dual-use items.

Demolitions in 2016

Demolished structures per month/governorate

| | Bethlehem | Hebron | Jenin | Jericho | Jerusalem | Nablus | Qalqilya | Ramallah | Tubas | Tulkarm | Total |
|--------------|-----------|------------|-----------|-----------|------------|------------|-----------|-----------|-----------|-----------|------------|
| January | | 23 | | 7 | 42 | 1 | 3 | 6 | 5 | | 87 |
| February | | 36 | | 23 | 20 | 48 | | 66 | 44 | | 237 |
| March | 9 | 8 | 4 | 16 | 30 | 102 | 1 | 5 | | 3 | 178 |
| April | 8 | 13 | 5 | 5 | 25 | 39 | | 2 | | | 97 |
| May | 2 | | | | 20 | 1 | 3 | | | 6 | 32 |
| June | | 8 | | 7 | | | 1 | | | | 16 |
| July | | 1 | 1 | | 54 | 1 | | | | | 57 |
| August | 3 | 40 | 1 | 29 | 28 | 7 | 2 | 7 | 1 | 2 | 120 |
| Total | 22 | 129 | 11 | 87 | 219 | 199 | 10 | 96 | 50 | 11 | 824 |

Demolished structures per month/area



*work is ongoing to establish and remove any double counting in refugee/non-refugee response

Graphics produced through www.ochaopt.org dashboard